



APPROVAL SHEET
FOR
MAGNETIC BUZZER

深圳市銳創達電子有限公司

TAT ELECTRONICS CO. LTD.

CUSTOMER:

PART NUMBER: BP1470B-0540

CUSTOMER PART NO.:

CUSTOMER	APPROVED	CHECKED
	钟云莎	蒋寅
SIGNECTURE (Customer)	SIGNECTURE (Company)	

Add: Rm 1610,Pengji Wisdom Center,Bagua 1st Rd,Futian Dist,Shenzhen, Guangdong, China

深圳市福田区八卦一路鹏基商务时空 1610

Tel:+86-755-8950 9282, 8237 0515;

Fax:+86-755-89509880

Email: tatspeaker@tatelec.com;

[Http:// www.tatelec.com](http://www.tatelec.com).



Specification for Piezoelectric Ceramic Buzzer (Pin Type)		Update/09B10	Page 2 of 4
		Des.	Chk.
Model No.:	BP1470B-0540-1501	Li YanFei	Jiang Yin
		5/12/2022	5/12/2022

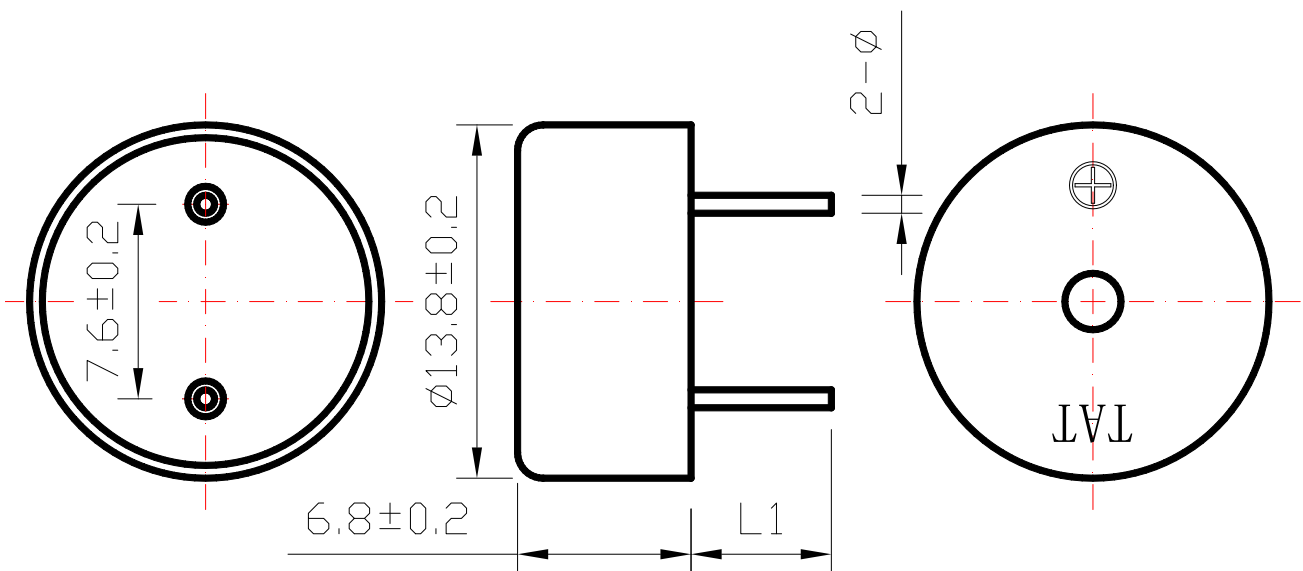
1. SPECIFICATION

Piezoelectric Ceramic Element

1	Dimension	Φ13.8×H6.8
2	Net Weight	Approx 1.0g
3	Resonant Frequency	4000±500Hz
4	Operating Voltage	1~25Vp-p
5	Rated Current	Max. 5mA ,at 4.0KHz 50% duty Square Wave 5Vp-p
6	Sound Output	Min. 85dB,at 4.0KHz 50% duty Square Wave 5Vp-p
7	Capacitance	15000pF±30%,at 120Hz
8	Operating Temperature	-20℃~+70℃
9	Store Temperature	-30℃~+80℃
10	Pin	L1=5.0±0.5,,Φ=0.7±0.1mm

Dimensions

Unit: mm



*Unit: mm; Tolerance: ± 0.5 mm Except Specified

*Housing Material: Black Noryl



Specification for Piezoelectric Ceramic Buzzer (Pin Type)		Update/09B10	Page 3 of 4
		Des.	Chk.
Model No.:	BP1470B-0540-1501	Li YanFei	Jiang Yin
		5/12/2022	5/12/2022

2. Reliability Test

After any following tests the part shall meet specifications without any degradation in appearance and performance except SPL. SPL shall not deviate more than -10 dB from the initial value

2.1 Ordinary Temperature Life Test

The part shall be subjected to 96 hours at $25 \pm 10^\circ\text{C}$. Input rated voltage Resonant frequency, 1/2 duty Square wave.

2.2 High Temperature Test

The part shall be capable of with standing a storage temperature of $+85^\circ\text{C}$ for 96 hours.

2.3 Low Temperature Test

The part shall be capable of with standing a storage temperature of -40°C for 96 hours.

2.4 Humidity Test

Temperature: $+40^\circ\text{C} \pm 3^\circ\text{C}$ Relative Humidity: 90%~95% Duration: 48 hours and expose to room temperature for 6 hours

2.5 Temperature Shock Test

Temperature: 70°C /1hour \rightarrow 25°C /3hours \rightarrow -30°C /1hour \rightarrow 25°C /3hours (1cycle)
Total cycle: 10 cycles

2.6 Drop Test

Standard Packaging From 1.2m (Drop on hard wood or board of 5cm thick, three sides, six plain.)

2.7 Vibration Test

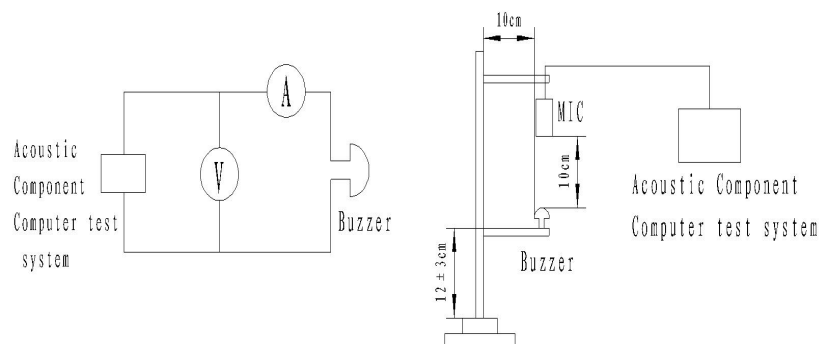
Vibration: 1000cycles /min. Amplitude: 1.5mm, Duration: 1 hour in each 3 axes

Note:

As this product is not protected from foreign material entering, please make sure that any foreign materials (e.g. magnetic powder, washing solvent, flux, corrosive gas) do not enter this product in your production processes. The functional degradation (e.g. SPL down) may occur if foreign material enter it.

3. Electrical And Acoustical Measuring Condition

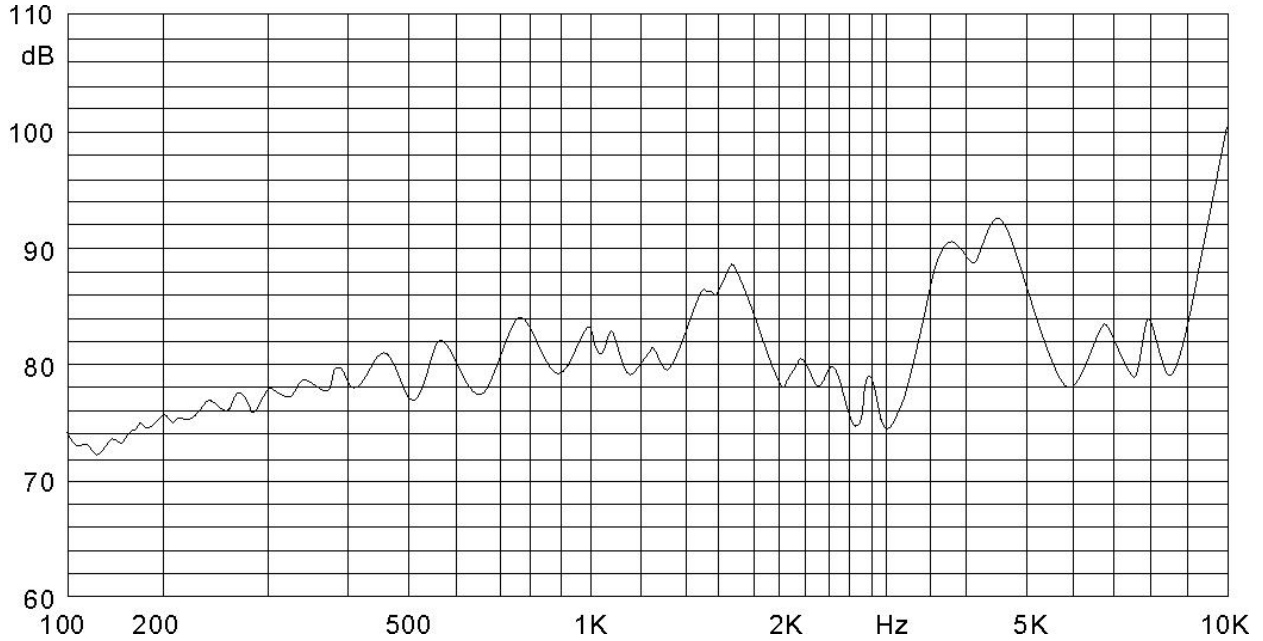
3.1 Recommended Setting





Specification for Piezoelectric Ceramic Buzzer (Pin Type)		Update/09B10	Page 4 of 4
		Des.	Chk.
Model No.:	BP1470B-0540-1501	Li YanFei	Jiang Yin
		5/12/2022	5/12/2022

4. Frequency Response



5. Recommended the wave soldering temperature

